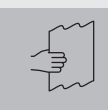


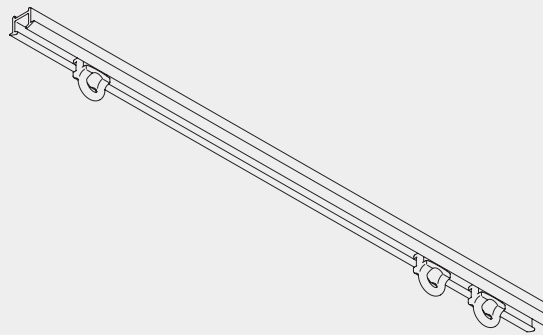
Hand Operated Curtain Track Systems





Hand Operated Curtain Track System

Silent Gliss® 1011



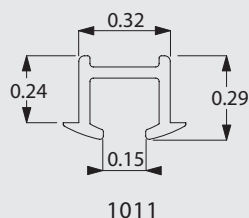
Product Information

- Hand operated curtain track for light curtains and nets
- Thin, elegant and bendable profile for recessing into timber ceilings
- Pre-drilled every 120mm
- Standard colour silver only
- Quick fixing to wood with 7550 centre tool
- Standard profile length 6m, (profile connector for longer lengths)
- Can be bent



1011

Profile, Bending and Specification Information

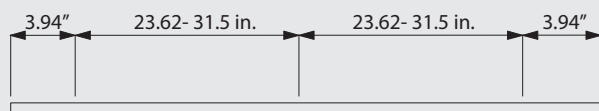


Specification guide - download from www.silentgliss.co.uk.

Silent Gliss 1011 curtain track, hand-drawn, anodised aluminium, complete with gliders 3533 at 16/m. 1 end stop 3016 and 1 spring stop 3032 per length. Top fixed at 9.45 in. centres to prepared grooved timber or timber soffit prior to plastering.Lm.

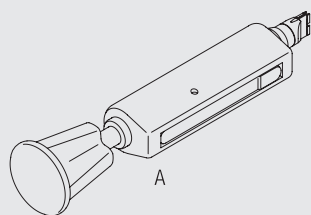
Fitting Information

Fixing points



The fixing distances are meant as a guide only: they may vary in practice depending on surface and curtain weight.

Silent Gliss Tool 7550 makes fitting to wood more efficient and eliminates damage to the track.

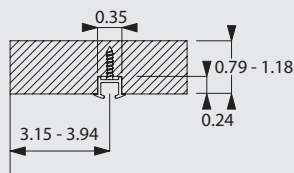


A: Centre tool 7550
B: Screw 3019 / 0.47"
C: Screw 3025 / 0.7"

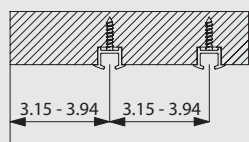
Fitting Options

CAD download through Silent Gliss website (password required) www.silentgliss.co.uk

Recess fix in timber with single profile





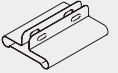


Recess fix in timber with two or multiple profiles



The final distances may be outside of the recommendations above depending on curtain heading, make-up and any obstructions. Batten thickness depends on length of screw.

Standard Accessories

1011	Profile		3016	Endstop	
3019	Special screw - 12mm (standard for timber)		3032	Spring stop	
3534	Glider 3533 in strip form		7002	Profile protector	

Optional Accessories

3017	Endstop		3025	Special screw (18mm)	
3063	Connecting bridge		3070	Twist eye endstop	
3071	Screw twist endstop		3511	Glider	
3533	Glider		3548	Retrofit glider	
3570	Rotating glider		10430	Draw rod with hook, 50cm	
10431	Draw rod with hook, 75cm		10432	Draw rod with hook, 100cm	
10433	Draw rod with hook, 125cm		10434	Draw rod with hook, 150cm	



Useful Information and Sewing Accessories

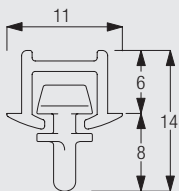
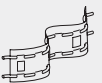


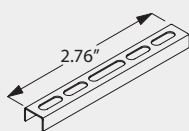
Diagram uses standard 3533/3534 glider and is measured to the inside of the glider eye. For optional gliders substitute dimensions below:
 3570 = 6.0mm
 3548 = 8.5mm

3068	Loop tape		3562	Standard tape	
3571	Hook		3582	Hook	
3599	Hook				

Useful Measurements

3063

Connecting bridge



1011



1011

www.SilentGlissAmerica.com

Silent Gliss Inc
United States Distribution
755 East 134th street
3rd Floor.
Bronx, NY 10454

Correspondence:
P.O. Box 592
New York, Ny 10150

Please call or email
with any questions or for technical catalogs:
info@SilentGlissAmerica.com
Tel: 718-412-9040